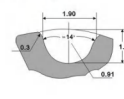


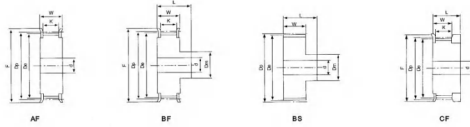
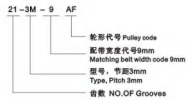
# NINGBO SAN MIN GEARS

## ▼ 3M型 同步带轮

3M型齿形图:  
Tooth form diagram



表示方法:  
Representation method



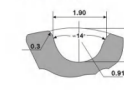
3M型标准齿带宽度mm  
Standard belt width (3mm)

齿数 Z	齿形 SHAPE	节径 Dp	外径 Da	W	L	K	X	轮毂厚度 Dm	内孔(参考) d	键孔外径 E	键槽内径 F	键槽宽度 M	键槽深度 F
3M 10	C/A	9.55	8.79	14	22	10	-	-	3	-	13	6	F-101306
3M 11	C/A	10.50	9.74	14	22	10	-	-	3	-	14	7	F-101407
3M 12	C/A	11.46	10.70	14	22	10	-	-	3	-	14	7	F-101407
3M 14	C/A	13.37	12.61	14	22	10	-	-	4	-	17	9	F-101709
3M 15	C/A	14.32	13.56	14	22	10	-	-	4	-	18	11	F-101811
3M 16	C/A	15.28	14.52	14	22	10	-	-	4	-	18	11	F-101811
3M 18	C/A	17.19	16.43	14	22	10	-	-	5	-	23	12	F-102312
3M 19	C/A	18.14	17.38	14	22	10	-	-	5	-	25	13	F-102513
3M 20	C/A	19.10	18.34	14	22	10	-	-	5	-	25	14	F-102514
3M 21	A/B	20.05	19.29	14	22	10	-	-	5	-	25	14	F-102514
3M 22	A/B	21.01	20.26	14	22	10	-	-	5	-	25	14	F-102514
3M 24	A/B	22.92	22.16	14	22	10	-	-	6	-	28	18	F-102818
3M 25	A/B	23.87	23.11	14	22	10	-	-	6	-	28	18	F-102818
3M 26	A/B	24.83	24.07	14	22	10	-	-	6	-	28	18	F-102818
3M 28	A/B	26.74	25.98	14	22	10	-	-	6	-	31	20	F-103120
3M 30	A/B	28.65	27.89	14	22	10	-	-	6	-	33	22	F-103322
3M 32	A/B	30.56	29.80	14	22	10	-	-	6	-	33	22	F-103322
3M 34	A/B	32.47	31.71	14	22	10	-	-	6	-	36	26	F-103626
3M 36	A/B	34.38	33.62	14	22	10	-	-	6	-	36	26	F-103626
3M 38	A/B	36.29	35.53	14	22	10	-	-	6	-	40	28	F-104028
3M 40	A/B	38.20	37.44	14	22	10	-	-	6	-	44	30	F-104430
3M 46	A/B	43.93	43.16	14	22	10	-	-	10	-	51	36	F-105136
3M 48	A/B	45.84	45.07	14	22	10	-	-	10	-	51	36	F-105136
3M 60	A/B	57.30	56.53	14	22	10	-	-	12	-	65	50	F-106550

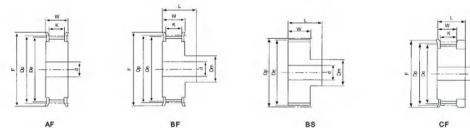
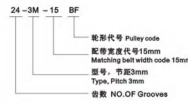
\* 齿数任意选择, 特殊型号由用户提供图版, 如用户按本公司图版生产, 请告知内孔与键槽即可。  
Any tooth number could be chosen special model please provide the drawing if you choose the model from the sheet you just need inform us the bore bore and key groove.

## ▼ 3M型 同步带轮

3M型齿形图:  
Tooth form diagram



表示方法:  
Representation method



3M型标准齿带宽度15mm  
Standard belt width (15mm)

齿数 Z	齿形 SHAPE	节径 Dp	外径 Da	W	L	K	X	轮毂厚度 Dm	内孔(参考) d	键孔外径 E	键槽内径 F	键槽宽度 M	键槽深度 F
3M 10	C/A	9.55	8.79	20	28	16	-	-	3	-	13	6	F-101306
3M 11	C/A	10.50	9.74	20	28	16	-	-	3	-	14	7	F-101407
3M 12	C/A	11.46	10.70	20	28	16	-	-	3	-	14	7	F-101407
3M 14	C/A	13.37	12.61	20	28	16	-	-	4	-	17	9	F-101709
3M 15	C/A	14.32	13.56	20	28	16	-	-	4	-	18	11	F-101811
3M 16	C/A	15.28	14.52	20	28	16	-	-	4	-	18	11	F-101811
3M 18	C/A	17.19	16.43	20	28	16	-	-	5	-	23	12	F-102312
3M 19	C/A	18.14	17.38	20	28	16	-	-	5	-	25	13	F-102513
3M 20	C/A	19.10	18.34	20	28	16	-	-	5	-	25	14	F-102514
3M 21	A/B	20.05	19.29	20	28	16	-	-	5	-	25	14	F-102514
3M 22	A/B	21.01	20.26	20	28	16	-	-	5	-	25	14	F-102514
3M 24	A/B	22.92	22.16	20	28	16	-	-	6	-	28	18	F-102818
3M 25	A/B	23.87	23.11	20	28	16	-	-	6	-	28	18	F-102818
3M 26	A/B	24.83	24.07	20	28	16	-	-	6	-	28	18	F-102818
3M 28	A/B	26.74	25.98	20	28	16	-	-	6	-	31	20	F-103120
3M 30	A/B	28.65	27.89	20	28	16	-	-	6	-	33	22	F-103322
3M 32	A/B	30.56	29.80	20	28	16	-	-	6	-	33	22	F-103322
3M 34	A/B	32.47	31.71	20	28	16	-	-	6	-	36	26	F-103626
3M 36	A/B	34.38	33.62	20	28	16	-	-	6	-	36	26	F-103626
3M 38	A/B	36.29	35.53	20	28	16	-	-	6	-	40	28	F-104028
3M 40	A/B	38.20	37.44	20	28	16	-	-	6	-	44	30	F-104430
3M 46	A/B	43.93	43.16	20	28	16	-	-	10	-	51	36	F-105136
3M 48	A/B	45.84	45.07	20	28	16	-	-	10	-	51	36	F-105136
3M 60	A/B	57.30	56.53	20	28	16	-	-	12	-	65	50	F-106550

\* 齿数任意选择, 特殊型号由用户提供图版, 如用户按本公司图版生产, 请告知内孔与键槽即可。  
Any tooth number could be chosen special model please provide the drawing if you choose the model from the sheet you just need inform us the bore bore and key groove.