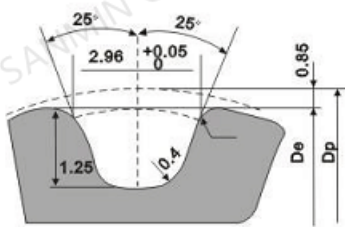
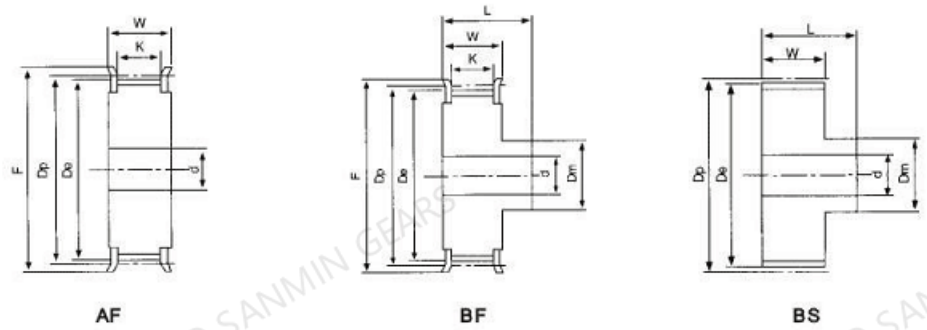


▼ T型 同步带轮

T5型齿形图:
Tooth form diagram



表示方法:
Representation method



T5型标准皮带宽(10mm)
Standard belt width (10mm)

规格 SPCFCN	齿数 Z	形状 SHAPE	节径 Dp	外径 De	W	L	K	X	轮毂直径 Dm	内孔(参考) d	透孔外径 E	槽边外径 F	槽边内径 M	槽边型号 F 厚度·外径·内径
T5	10	A/B	15.92	15.07	15	23	11	-	9	6	-	20	12	F-102012
T5	12	A/B	19.10	18.25	15	23	11	-	9	6	-	23	12	F-102312
T5	14	A/B	22.28	21.43	15	23	11	-	13	6	-	25	16	F-102516
T5	15	A/B	23.87	23.02	15	23	11	-	15	6	-	28	18	F-102818
T5	16	A/B	25.46	24.61	15	23	11	-	15	6	-	31	20	F-103120
T5	18	A/B	28.65	27.80	15	23	11	-	17	6	-	33	22	F-103322
T5	19	A/B	30.24	29.39	15	23	11	-	19	6	-	35	22	F-103522
T5	20	A/B	31.83	30.98	15	23	11	-	19	6	-	38	26	F-103826
T5	22	A/B	35.01	34.16	15	23	11	-	25	6	-	41	28	F-104128
T5	24	A/B	38.20	37.35	15	23	11	-	25	6	-	43	28	F-104328
T5	25	A/B	39.79	38.94	15	23	11	-	25	6	-	43	28	F-104328
T5	26	A/B	41.36	40.53	15	23	11	-	30	6	-	47	34	F-104734
T5	27	A/B	42.97	42.12	15	23	11	-	30	6	-	48	36	F-104836
T5	28	A/B	44.56	43.71	15	23	11	-	30	8	-	48	36	F-104836
T5	30	A/B	47.75	46.90	15	23	11	-	30	8	-	51	36	F-105136
T5	32	A/B	50.93	50.08	15	23	11	-	35	8	-	54	42	F-105442
T5	36	A/B	57.30	56.45	15	23	11	-	35	8	-	61	41	F-106141
T5	40	A/B	63.66	62.81	15	23	11	-	45	8	-	69	50	F-106950
T5	42	A/B	66.85	66.00	15	23	11	-	45	8	-	74	53	F-107453
T5	44	A/B	70.03	69.18	15	23	11	-	45	8	-	74	53	F-107454
T5	48	A/B	76.39	75.54	15	23	11	-	50	8	-	86	63	F-108363
T5	50	A/B	79.58	78.73	15	23	11	-	50	8	-	86	66	F-108666
T5	60	A/B	95.49	94.64	15	23	11	-	60	8	-	99	78	F-109978

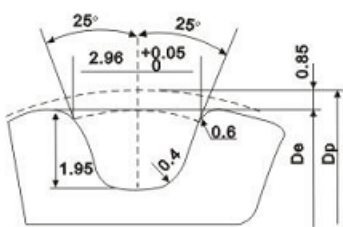
T5型标准皮带宽(16mm) Standard belt width (16mm)

规格 SPCFCN	齿数 Z	形状 SHAPE	节径 Dp	外径 De	W	L	K	X	轮毂直径 Dm	内孔(参考) d	透孔外径 E	槽边外径 F	槽边内径 M	槽边型号 F 厚度·外径·内径
T5	10	A/B	15.92	15.07	21	30	17	-	9	6	-	20	12	F-102012
T5	12	A/B	19.10	18.25	21	30	17	-	9	6	-	23	12	F-102312
T5	14	A/B	22.28	21.43	21	30	17	-	13	6	-	25	16	F-102516
T5	15	A/B	23.87	23.02	21	30	17	-	15	6	-	28	18	F-102818
T5	16	A/B	25.46	24.61	21	30	17	-	15	6	-	31	20	F-103120
T5	18	A/B	28.65	27.80	21	30	17	-	17	6	-	33	22	F-103322
T5	19	A/B	30.24	29.39	21	30	17	-	19	6	-	35	22	F-103522
T5	20	A/B	31.83	30.98	21	30	17	-	19	6	-	38	26	F-103826
T5	22	A/B	35.01	34.16	21	30	17	-	25	6	-	41	28	F-104128
T5	24	A/B	38.20	37.35	21	30	17	-	25	6	-	43	28	F-104328
T5	25	A/B	39.79	38.94	21	30	17	-	25	6	-	43	28	F-104328
T5	26	A/B	41.36	40.53	21	30	17	-	30	6	-	47	34	F-104734
T5	27	A/B	42.97	42.12	21	30	17	-	30	6	-	48	36	F-104836
T5	28	A/B	44.56	43.71	21	30	17	-	30	8	-	48	36	F-104836
T5	30	A/B	47.75	46.90	21	30	17	-	30	8	-	51	36	F-105136
T5	32	A/B	50.93	50.08	22	30	17	-	35	8	-	54	42	F-155442
T5	36	A/B	57.30	56.45	22	30	17	-	35	8	-	61	41	F-156141
T5	40	A/B	63.66	62.81	22	30	17	-	45	8	-	69	50	F-156950
T5	42	A/B	66.85	66.00	22	30	17	-	45	8	-	74	53	F-157453
T5	44	A/B	70.03	69.18	22	30	17	-	45	8	-	74	53	F-157454
T5	48	A/B	76.39	75.54	22	30	17	-	50	8	-	86	63	F-158363
T5	50	A/B	79.58	78.73	22	30	17	-	50	8	-	86	66	F-158666
T5	60	A/B	95.49	94.64	22	30	17	-	60	8	-	99	78	F-159978

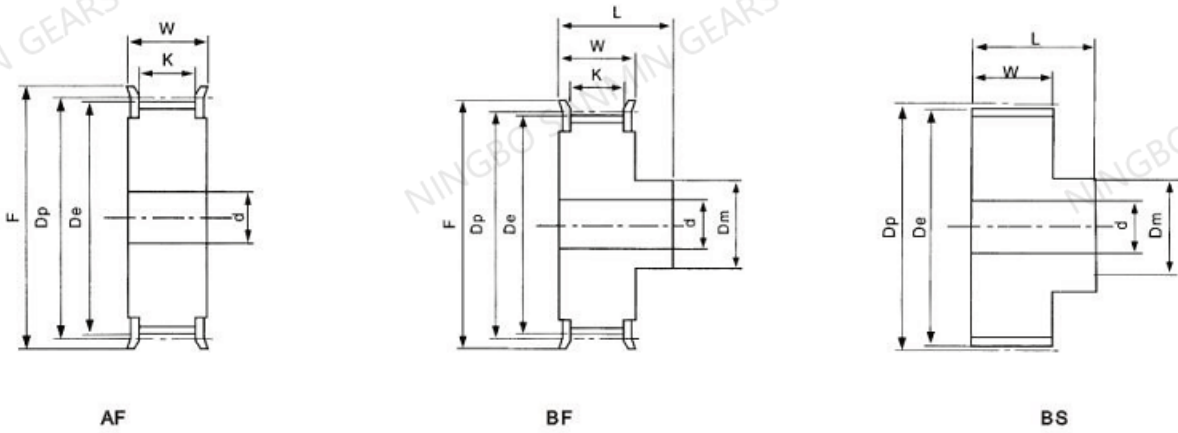
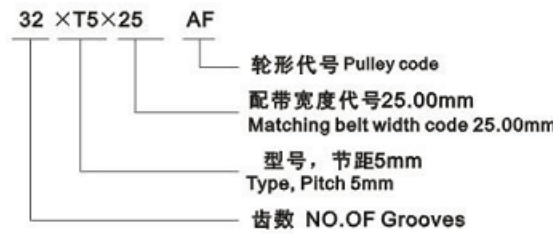
* 齿数任意选择, 特殊型号由用户提供图纸, 如用户按本公司型号生产, 请告知内孔与键槽即可。
Any tooth number could be chosen, special model please provide the drawing, if you choose the model from the sheet you just need inform us the inner bore and key groove.

▼ T型 同步带轮

T5型齿形图:
Tooth form diagram



表示方法:
Representation method



T5型标准皮带宽(25mm)
Standard belt width (25mm)

规格 SPCFCN	齿数 Z	形状 SHAPE	节径 Dp	外径 De	W	L	K	X	轮毂直径 Dm	内孔(参考) d	透孔外径 E	槽边外径 F	槽边内径 M	槽边型号 F 厚度·外径·内径
T5	10	A/B	15.92	15.07	30	42	26	-	9	6	-	20	12	F-102012
T5	12	A/B	19.10	18.25	30	42	26	-	9	6	-	23	12	F-102312
T5	14	A/B	22.28	21.43	30	42	26	-	13	6	-	25	16	F-102516
T5	15	A/B	23.87	23.02	30	42	26	-	15	6	-	28	18	F-102818
T5	16	A/B	25.46	24.61	30	42	26	-	15	6	-	31	20	F-103120
T5	18	A/B	28.65	27.80	30	42	26	-	17	6	-	33	22	F-103320
T5	19	A/B	30.24	29.39	30	42	26	-	19	6	-	35	22	F-103522
T5	20	A/B	31.83	30.98	30	42	26	-	19	6	-	38	26	F-103826
T5	22	A/B	35.01	34.16	30	42	26	-	25	6	-	41	28	F-104128
T5	24	A/B	38.20	37.35	30	42	26	-	25	6	-	43	28	F-104328
T5	25	A/B	39.79	38.94	30	42	26	-	25	6	-	43	28	F-104328
T5	26	A/B	41.36	40.53	30	42	26	-	30	6	-	47	34	F-104734
T5	27	A/B	42.97	42.12	30	42	26	-	30	6	-	48	36	F-104836
T5	28	A/B	44.56	43.71	30	42	26	-	30	8	-	48	36	F-104836
T5	30	A/B	47.75	46.90	30	42	26	-	30	8	-	51	36	F-105136
T5	32	A/B	50.93	50.08	31	42	26	-	35	8	-	54	42	F-155442
T5	36	A/B	57.30	56.45	31	42	26	-	35	8	-	61	41	F-156141
T5	40	A/B	63.66	62.81	31	42	26	-	45	8	-	69	50	F-156950
T5	42	A/B	66.85	66.00	31	42	26	-	45	8	-	74	53	F-157453
T5	44	A/B	70.03	69.18	31	42	26	-	45	8	-	74	53	F-157454
T5	48	A/B	76.39	75.54	31	42	26	-	50	8	-	83	63	F-158363
T5	50	A/B	79.58	78.73	31	42	26	-	50	8	-	86	66	F-158666
T5	60	A/B	95.49	94.64	31	42	26	-	60	8	-	99	78	F-159978

* 齿数任意选择, 特殊型号由用户提供图纸, 如用户按本公司型号生产, 请告知内孔与键槽即可。
Any tooth number could be chosen, special model please provide the drawing, if you choose the model from the sheet you just need inform us the inner bore and key groove.